

Diffraction Results at LHC: Solving a Puzzle Using Precision RENORM Predictions

Konstantin Goulios
The Rockefeller University
<http://physics.rockefeller.edu/dino/my.html>



15TH WORKSHOP ON NON-PERTURBATIVE QUANTUM CHROMODYNAMICS

L'Institute d'Astrophysique de Paris
June 11-14, 2018
14eme arrondissement



<https://www.brown.edu/conference/15th-workshop-non-perturbative-quantum-chromodynamics/>

©yannikhayphotography

CONTENTS

□ Diffraction

- SD1 $p_1 p_2 \rightarrow p_1 + \text{gap} + X_2$ Single Diffraction / Dissociation -1
- SD2 $p_1 p_2 \rightarrow X_1 + \text{gap} + p_2$ Single Diffraction / Dissociation - 2
- DD $p_1 p_2 \rightarrow X_1 + \text{gap} + X_2$ Double Diffraction / Double Dissociation
- CD/DPE $p_1 p_2 \rightarrow \text{gap} + X + \text{gap}$ Central Diffraction / Double Pomeron Exchange

□ Renormalization \rightarrow Unitarization

➤ **RENORM Model**

□ **Triple-Pomeron Coupling: unambiguously determined**

g_{PPP}

□ **Total Cross Section:**

➤ **Unique prediction, based on a spin-2 tensor glue-ball model**

σ_{tot}

□ **References**

- MBR MC Simulation in PYTHIA8, KG & R. Ciesielski, <http://arxiv.org/abs/1205.1446>
- MIAMI-2017, Dec. 13-19, <https://cgc.physics.miami.edu/Miami2017/Goulios2017.pdf>
- EDS BLOIS 2015 Borgo, Corsica, France Jun 29-Jul 4, <https://indico.cern.ch/event/362991/>
- KG, Updated RENORM/MBR-model Predictions for Diffraction at the LHC, <http://dx.doi.org/10.5506/APhysPolBSupp.8.783>
- Moriond QCD 2016, La Thuile, Italy, March 19-26, <http://moriond.in2p3.fr/QCD/2016/>
- NPQCD16, Paris, June, <https://www.brown.edu/conference/14th-workshop-non-perturbative-quantum-chromodynamics/>
- **DIFFRACTION 2016**, Catania, Sep.2-8 2016 <https://agenda.infn.it/conferenceDisplay.py?confId=10935>

similar talk

RENORM: Basic and Combined Diffractive Processes

acronym basic diffractive processes

SD _{\bar{p}} $\bar{p}p \rightarrow \bar{p} + \text{gap} + [p \rightarrow X_p],$

SD _{p} $\bar{p}p \rightarrow [\bar{p} \rightarrow X_{\bar{p}}] + \text{gap} + p,$

DD $\bar{p}p \rightarrow [\bar{p} \rightarrow X_{\bar{p}}] + \text{gap} + [p \rightarrow X_p],$

DPE $\bar{p}p \rightarrow \bar{p} + \text{gap} + X_c + \text{gap} + p,$

2-gap combinations of SD and DD

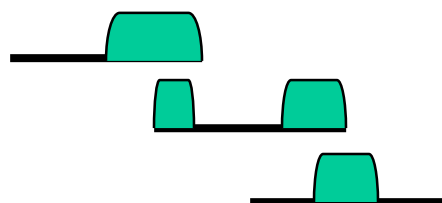
SDD _{\bar{p}} $\bar{p}p \rightarrow \bar{p} + \text{gap} + X_c + \text{gap} + [p \rightarrow X_p],$

SDD _{p} $\bar{p}p \rightarrow [\bar{p} \rightarrow X_{\bar{p}}] \text{gap} + X_c + \text{gap} + p.$

particles



rapidity distributions



DD

SD

DD

SD

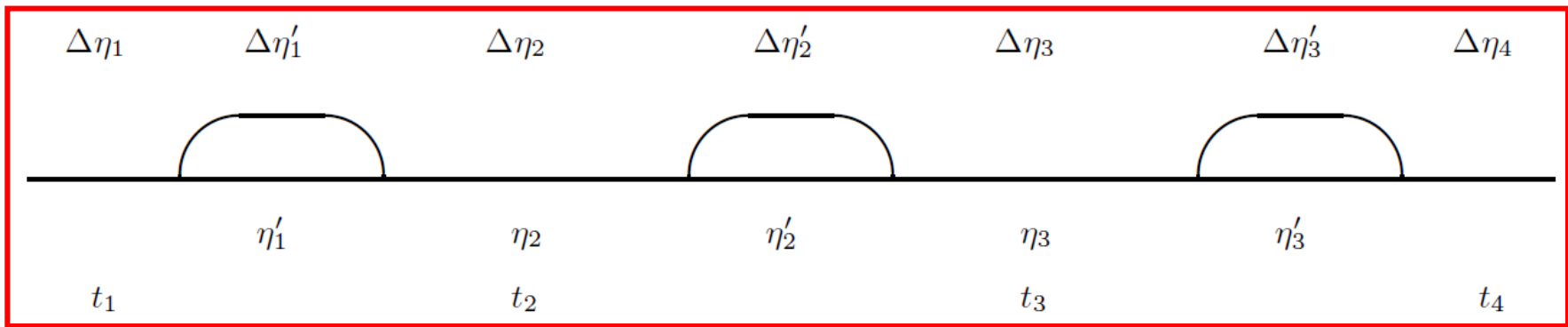
BASIC

COMBINED

Cross sections analytically expressed in arXiv:

<http://arxiv.org/abs/hep-ph/0110240>

4-gap diffractive processes-Snowmass 2001

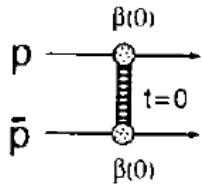


Regge Theory: Values of s_0 & g_{PPP} ?

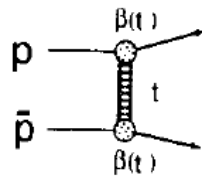
KG-PLB 358, 379 (1995)

<http://www.sciencedirect.com/science/article/pii/037026939501023J>

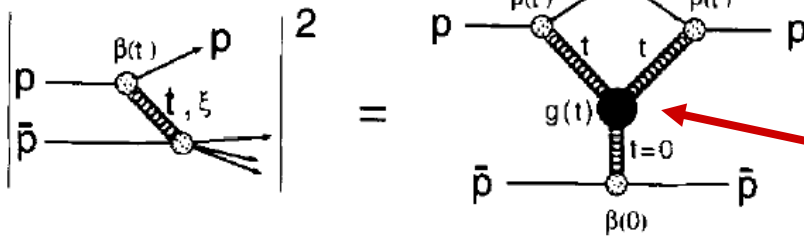
TOTAL CROSS SECTION



ELASTIC SCATTERING



SINGLE DIFFRACTION DISSOCIATION



Parameters:

- s_0, s_0' and $g(t)$
- set $s_0' = s_0$ (universal Pomeron)
- determine s_0 and g_{PPP} – **how?**

$$\alpha(t) = \alpha(0) + \alpha' t \quad \alpha(0) = 1 + \epsilon$$

$$\sigma_T = \beta_1(0) \beta_2(0) \left(\frac{s}{s_0} \right)^{\alpha(0)-1} = \sigma_0^{p\bar{p}} \left(\frac{s}{s_0} \right)^\epsilon \quad (1)$$

$$\begin{aligned} \frac{d\sigma_{el}}{dt} &= \frac{\beta_1^2(t) \beta_2^2(t)}{16\pi} \left(\frac{s}{s_0} \right)^{2[\alpha(t)-1]} \\ &= \frac{\sigma_T^2}{16\pi} \left(\frac{s}{s_0} \right)^{2\alpha' t} F^4(t) \approx \frac{\sigma_T^2}{16\pi} e^{b_{el}(s)t} \end{aligned} \quad (2)$$

$$F^4(t) \approx e^{b_{0,el} t} \Rightarrow b_{el}(s) = b_{0,el} + 2\alpha' \ln \left(\frac{s}{s_0} \right) \quad (3)$$

$$\frac{d^2 \sigma_{sd}}{dt d\xi}$$

$$\begin{aligned} &= \frac{\beta_1^2(t)}{16\pi} \xi^{1-2\alpha(t)} \left[\beta_2(0) g(t) \left(\frac{s'}{s_0} \right)^{\alpha(0)-1} \right] \\ &= f_{P/p}(\xi, t) \sigma_T^{P\bar{p}}(s', t) \end{aligned} \quad (4)$$

Theoretical Complication: Unitarity!

$$\left(\frac{d\sigma_{el}}{dt}\right)_{t=0} \sim \left(\frac{s}{s_0}\right)^{2\epsilon}, \quad \sigma_t \sim \left(\frac{s}{s_0}\right)^\epsilon, \quad \text{and} \quad \sigma_{sd} \sim \left(\frac{s}{s_0}\right)^{2\epsilon}$$

□ σ_{sd} grows faster than σ_t as s increases *

→ **unitarity violation at high s**

(also true for partial x-sections in impact parameter space)

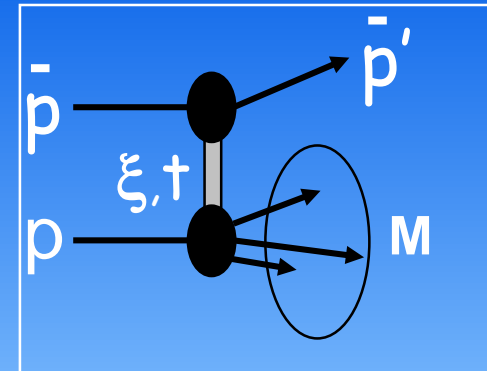
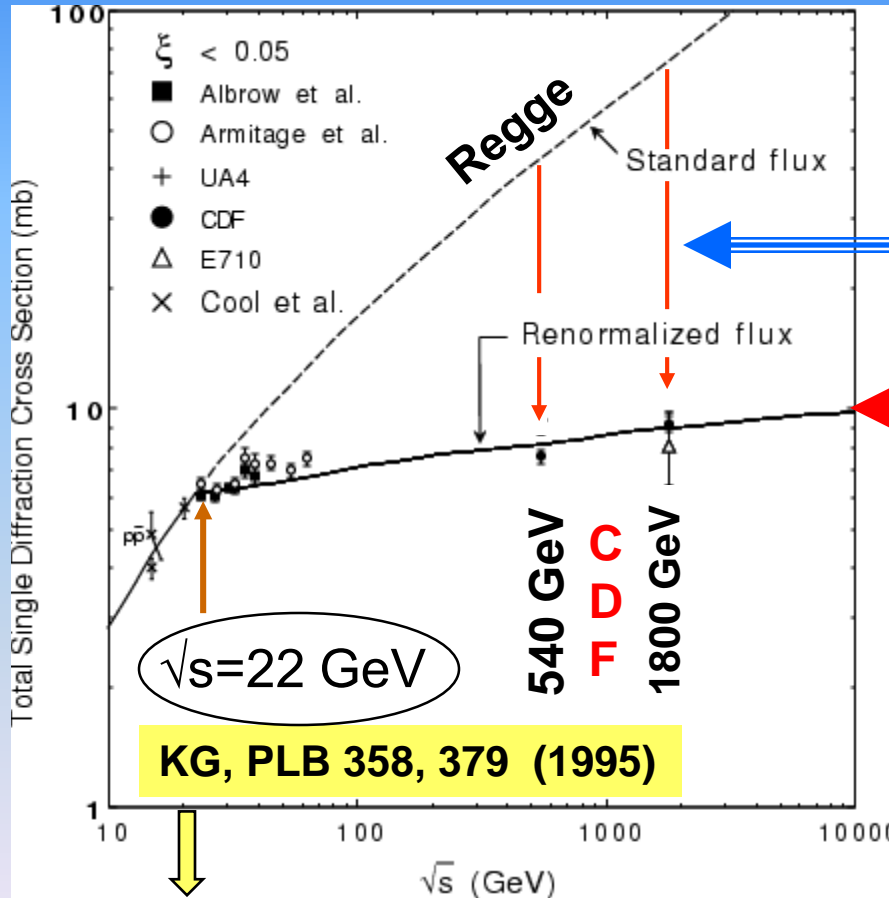
□ **the unitarity limit is already reached at $\sqrt{s} \sim 2$ TeV**

□ **need unitarization**

* similarly for $(d\sigma_{el}/dt)_{t=0}$ w.r.t. σ_b but this is handled differently in RENORM

FACTORIZATION BREAKING IN SOFT DIFFRACTION

Diffraction x-section suppressed relative to Regge prediction as \sqrt{s} increases



Factor of ~ 8 (~ 5)
suppression at
 $\sqrt{s} = 1800$ (540) GeV


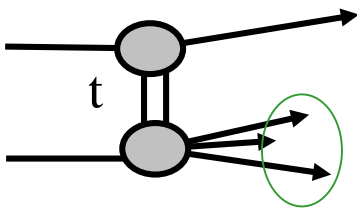
RENORMALIZATION

Interpret flux as gap
formation probability
that saturates when it
reaches unity

<http://www.sciencedirect.com/science/article/pii/037026939501023J>

Single Diffraction Renormalized - 1

KG → CORFU-2001 <http://arxiv.org/abs/hep-ph/0203141>



2 independent variables: $t, \Delta y$

color factor $\kappa = \frac{g_{IP-IP-IP}(t)}{\beta_{IP-p-p}(0)} \approx 0.17$

$$\frac{d^2 \sigma}{dt d\Delta y} = C \cdot F_p^2(t) \cdot \left\{ e^{(\varepsilon + \alpha' t) \Delta y} \right\}^2 \cdot \kappa \cdot \left\{ \sigma_o e^{\varepsilon \Delta y'} \right\}$$

gap probability

sub-energy x-section

Gap probability → (re)normalize it to unity

Single Diffraction Renormalized - 2

color factor

$$\kappa = \frac{g_{IP-IP-IP}(t)}{\beta_{IP-p-p}(0)} \approx 0.17$$

Experimentally →

$$\kappa = \frac{g_{IP-IP-IP}}{\beta_{IP-p}} = 0.17 \pm 0.02, \quad \varepsilon = 0.104$$

KG&JM, PRD 59 (114017) 1999

<http://dx.doi.org/10.1103/PhysRevD.59.114017>

$$\text{QCD: } \kappa = f_g \times \frac{1}{N_c^2 - 1} + f_q \times \frac{1}{N_c} \xrightarrow{Q^2 = 1} \approx 0.75 \times \frac{1}{8} + 0.25 \times \frac{1}{3} = 0.18$$

Single Diffraction Renormalized - 3

$$\frac{d^2 \sigma_{sd}(s, M^2, t)}{dM^2 dt} = \left[\frac{\sigma_o}{16\pi} \sigma_o^{IPp} \right] \frac{s^{2\epsilon}}{N(s, s_o)} \frac{e^{bt}}{(M^2)^{1+\epsilon}}$$

$$b = b_0 + 2\alpha' \ln \frac{s}{M^2} \quad s_o^{\text{CMG}} = (3.7 \pm 1.5) \text{ GeV}^2$$

$$N(s, s_o) \equiv \int_{\xi_{\min}}^{\xi_{\max}} d\xi \int_{t=0}^{-\infty} dt f_{IP/p}(\xi, t) \xrightarrow{s \rightarrow \infty} \sim s_o^\epsilon \frac{s^{2\epsilon}}{\ln s}$$

← affects only the s-dependence

$$\frac{d^2 \sigma_{sd}(s, M^2, t)}{dM^2 dt} \xrightarrow{s \rightarrow \infty} \sim \ln s \frac{e^{bt}}{(M^2)^{1+\epsilon}}$$

$$\sigma_{sd} \xrightarrow{s \rightarrow \infty} \sim \frac{\ln s}{b \rightarrow \ln s} \Rightarrow \text{const}$$

set $N(s, s_o)$ to unity
 → determines s_o


M² - Distribution: Data

→ $d\sigma/dM^2|_{t=-0.05} \sim$ independent of s over 6 orders of magnitude!

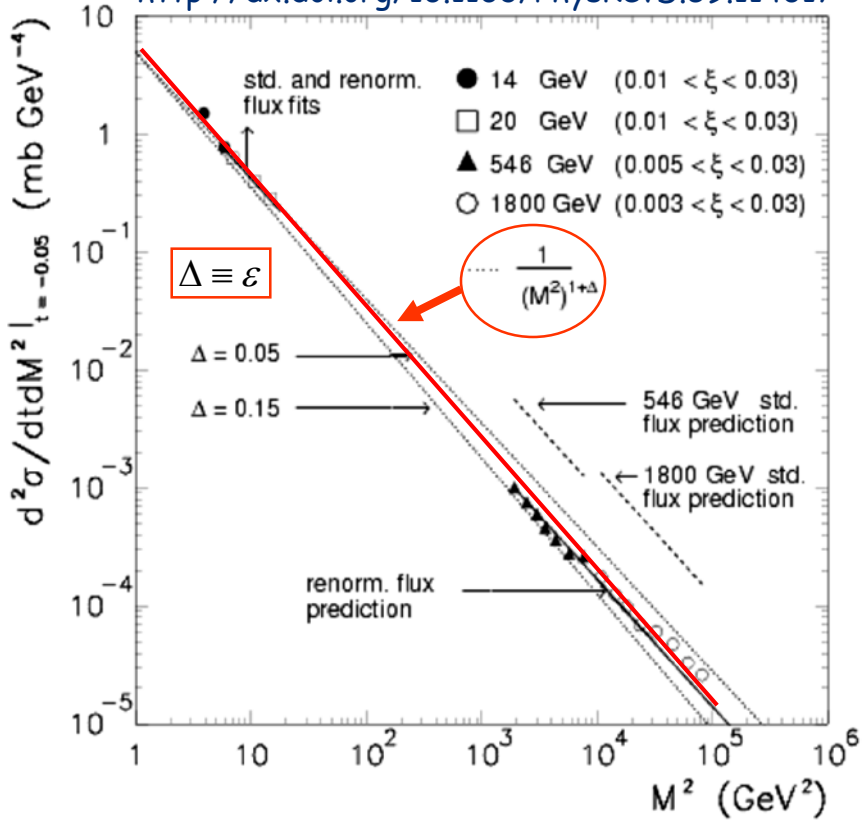
<http://physics.rockefeller.edu/publications.html>

KG&JM, PRD 59 (1999) 114017

<http://dx.doi.org/10.1103/PhysRevD.59.114017>

Regge  data

$$\frac{d\sigma}{dM^2} \propto \frac{s^{2\varepsilon} \rightarrow 1}{(M^2)^{1+\varepsilon}}$$



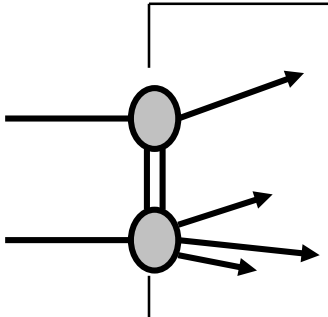
→ factorization breaks down to ensure M²-scaling

Scale s_0 and PPP Coupling

Pomeron flux: interpreted as gap probability

→ set to unity: determines g_{PPP} and s_0

KG, PLB 358 (1995) 379 <http://www.sciencedirect.com/science/article/pii/037026939501023J>



$$\frac{d^2 \sigma_{SD}}{dt d\xi} = f_{IP/p}(t, \xi) \sigma_{IP/p}(s\xi)$$

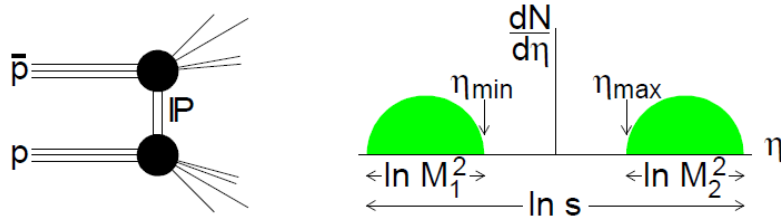
s_0^ε (pointing down to the equation)
 $s_0^{-\varepsilon/2} \cdot g_{PPP}(t)$ (pointing up to the equation)

Pomeron-proton x-section

- Two free parameters: s_0 and g_{PPP}
- Obtain product $g_{PPP} s_0^{\varepsilon/2}$ from σ_{SD}
- Renormalize Pomeron flux: determines s_0
- Get unique solution for g_{PPP}

DD at CDF

<http://physics.rockefeller.edu/publications.html>
<http://dx.doi.org/10.1103/PhysRevLett.87.141802>



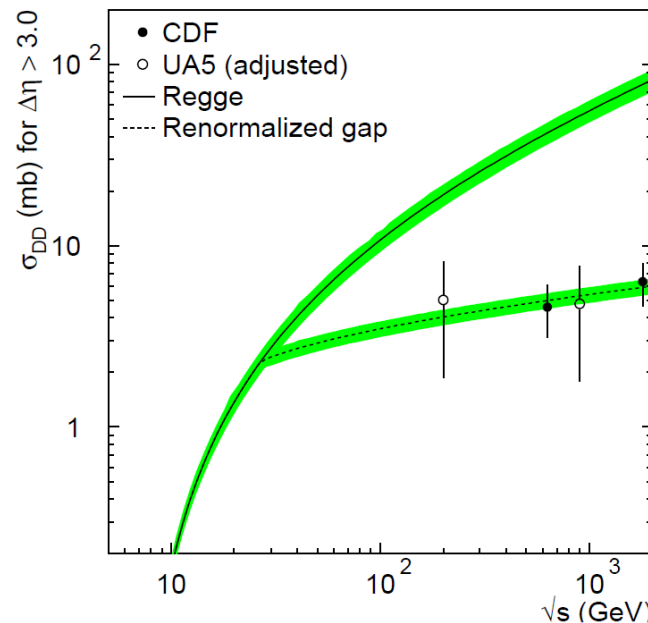
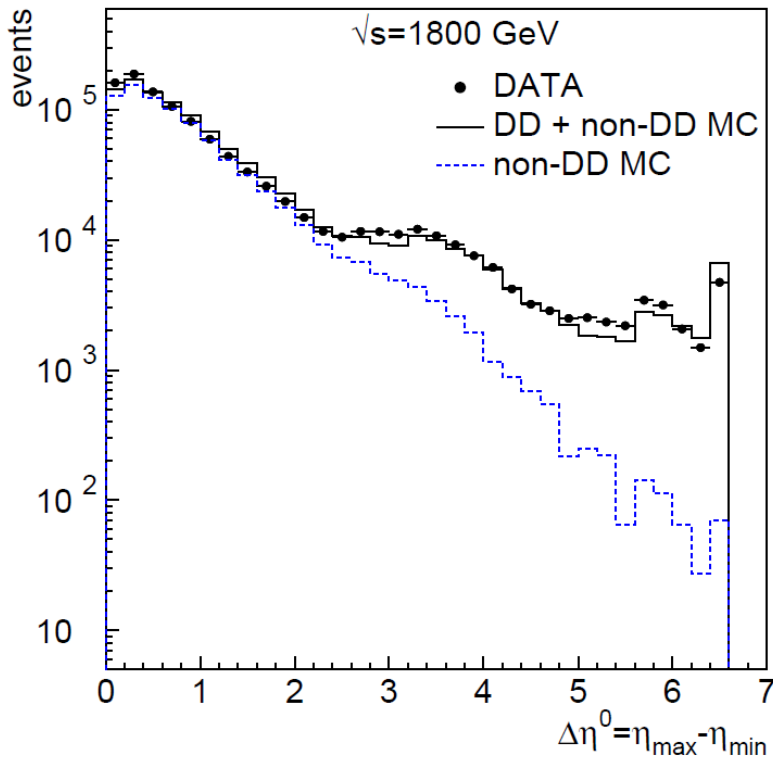
Regge factorization

$$\frac{d^3\sigma_{DD}}{dt dM_1^2 dM_2^2} = \frac{d^2\sigma_{SD}}{dt dM_1^2} \frac{d^2\sigma_{SD}}{dt dM_2^2} / \frac{d\sigma_{el}}{dt}$$

$$= \frac{[\kappa\beta_1(0)\beta_2(0)]^2}{16\pi} \frac{s^{2[\alpha(0)-1]} e^{b_{DD}t}}{(M_1^2 M_2^2)^{1+2[\alpha(0)-1]}}$$

$$\frac{d^3\sigma_{DD}}{dt d\Delta\eta d\eta_c} = \left[\frac{\kappa\beta^2(0)}{16\pi} e^{2[\alpha(t)-1]\Delta\eta} \right] \left[\kappa\beta^2(0) \left(\frac{s'}{s_0} \right)^\epsilon \right]$$

gap probability x-section

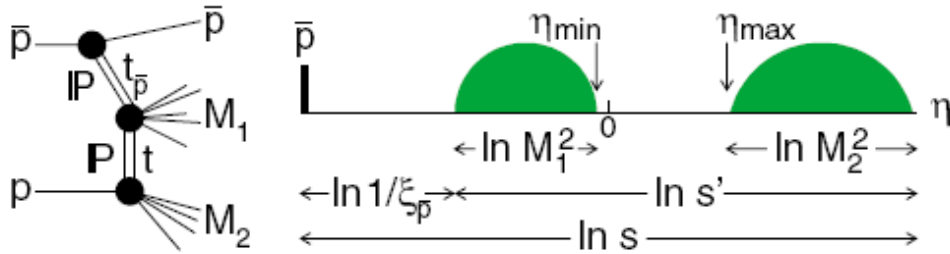


← **Regge**

Regge
← **RENORM**

x-section
divided by
integrated
gap prob.

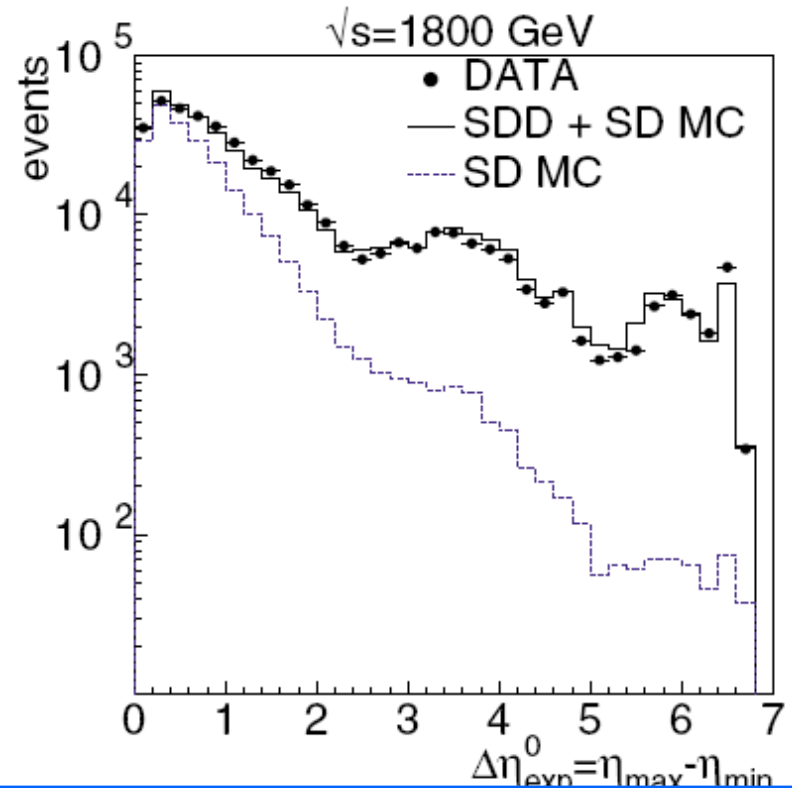
SDD at CDF



<http://physics.rockefeller.edu/publications.html>

<http://journals.aps.org/prl/abstract/10.1103/PhysRevLett.91.011802>

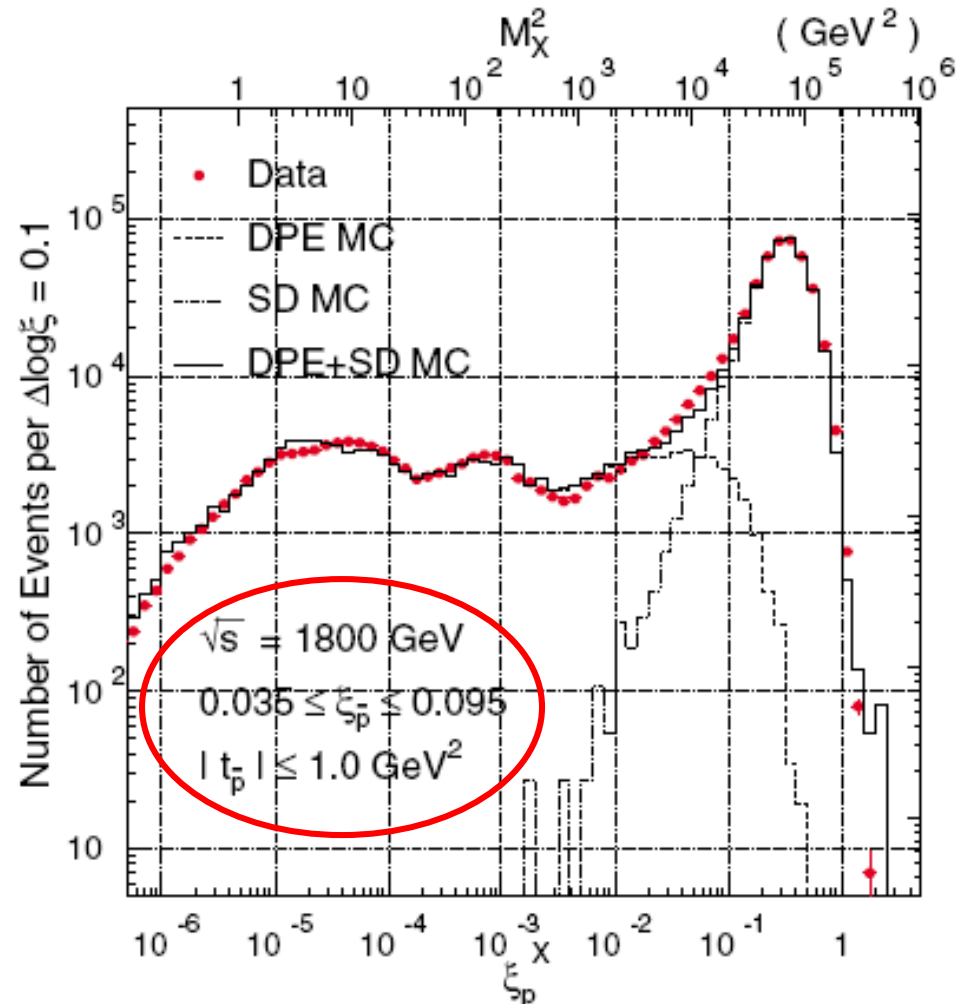
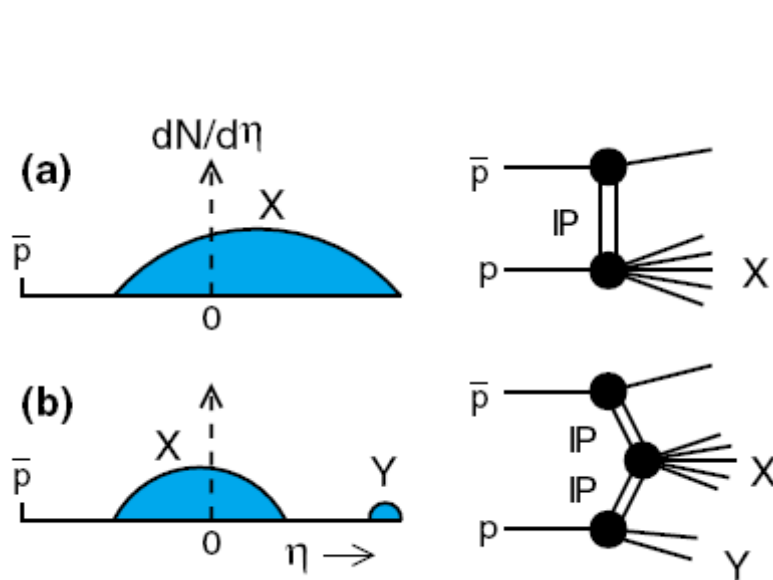
- Excellent agreement between data and MBR (MinBiasRockefeller) MC



$$\frac{d^5\sigma}{dt_{\bar{p}} dt d\xi_{\bar{p}} d\Delta\eta d\eta_c} = \left[\frac{\beta(t)}{4\sqrt{\pi}} e^{[\alpha(t_{\bar{p}})-1]\ln(1/\xi)} \right]^2 \times \kappa \left\{ \kappa \left[\frac{\beta(0)}{4\sqrt{\pi}} e^{[\alpha(t)-1]\Delta\eta} \right]^2 \kappa \left[\beta^2(0) \left(\frac{s''}{s_0} \right)^\epsilon \right] \right\}$$

CD/DPE at CDF

<http://journals.aps.org/prl/abstract/10.1103/PhysRevLett.91.011802>



■ Excellent agreement between data and MBR-based MC
 → Confirmation that both **low and high mass x-sections** are correctly implemented

RENORM Diffractive Cross Sections

MBR MC Simulation in PYTHIA8 → <http://arxiv.org/abs/1205.1446>

$$\begin{aligned} \frac{d^2\sigma_{SD}}{dt d\Delta y} &= \frac{1}{N_{\text{gap}}(s)} \left[\frac{\beta^2(t)}{16\pi} e^{2[\alpha(t)-1]\Delta y} \right] \cdot \left\{ \kappa \beta^2(0) \left(\frac{s'}{s_0} \right)^\epsilon \right\}, \\ \frac{d^3\sigma_{DD}}{dt d\Delta y dy_0} &= \frac{1}{N_{\text{gap}}(s)} \left[\frac{\kappa \beta^2(0)}{16\pi} e^{2[\alpha(t)-1]\Delta y} \right] \cdot \left\{ \kappa \beta^2(0) \left(\frac{s'}{s_0} \right)^\epsilon \right\}, \\ \frac{d^4\sigma_{DPE}}{dt_1 dt_2 d\Delta y dy_c} &= \frac{1}{N_{\text{gap}}(s)} \left[\prod_i \left[\frac{\beta^2(t_i)}{16\pi} e^{2[\alpha(t_i)-1]\Delta y_i} \right] \right] \cdot \kappa \left\{ \kappa \beta^2(0) \left(\frac{s'}{s_0} \right)^\epsilon \right\} \end{aligned}$$

$$\beta^2(t) = \beta^2(0) F^2(t)$$

$$F^2(t) = \left[\frac{4m_p^2 - 2.8t}{4m_p^2 - t} \left(\frac{1}{1 - \frac{t}{0.71}} \right)^2 \right]^2 \approx a_1 e^{b_1 t} + a_2 e^{b_2 t}$$

$$\alpha_1=0.9, \alpha_2=0.1, b_1=4.6 \text{ GeV}^{-2}, b_2=0.6 \text{ GeV}^{-2}, s'=s e^{-\Delta y}, \kappa=0.17, \kappa\beta^2(0)=\sigma_0, s_0(\text{units})=1\text{GeV}^2, \sigma_0=2.82 \text{ mb or } 7.25 \text{ GeV}^{-2}$$

Total, Elastic, and Total Inelastic x-Sections

$$\sigma_{\text{ND}} = (\sigma_{\text{tot}} - \sigma_{\text{el}}) - (2\sigma_{\text{SD}} + \sigma_{\text{DD}} + \sigma_{\text{CD}})$$

CMG → R.J.M. Covelan¹, J. Montanha², K. Goulios³ **PLB 389, 196 (1996)**
The Rockefeller University, 1230 York Avenue, New York, NY 10021, USA

<http://www.sciencedirect.com/science/article/pii/S0370269396013627>

$$\sigma_{\text{tot}}^{p\pm p} = \begin{cases} 16.79s^{0.104} + 60.81s^{-0.32} \mp 31.68s^{-0.54} & \text{for } \sqrt{s} < 1.8 \\ \sigma_{\text{tot}}^{\text{CDF}} + \frac{\pi}{s_0} \left[\left(\ln \frac{s}{s_F} \right)^2 - \left(\ln \frac{s^{\text{CDF}}}{s_F} \right)^2 \right] & \text{for } \sqrt{s} \geq 1.8 \end{cases}$$

KG MORIOND-2011 <http://moriond.in2p3.fr/QCD/2011/proceedings/goulios.pdf>

$$\sqrt{s^{\text{CDF}}} = 1.8 \text{ TeV}, \quad \sigma_{\text{tot}}^{\text{CDF}} = 80.03 \pm 2.24 \text{ mb}$$

$$\sqrt{s_F} = 22 \text{ GeV} \quad s_0 = 3.7 \pm 1.5 \text{ GeV}^2$$

$$\sigma_{\text{el}}^{p\pm p} = \sigma_{\text{tot}}^{p\pm p} \times (\sigma_{\text{el}}/\sigma_{\text{tot}})^{p\pm p}, \text{ with } \sigma_{\text{el}}/\sigma_{\text{tot}} \text{ from CMG}$$

➤ small extrapolation from 1.8 to 7 and up to 50 TeV

Diffraction and Total pp Cross Sections at LHC



Konstantin Goulios
The Rockefeller University
<http://eds09.web.cern.ch/eds09/>

2009



- Use the Froissart formula as a *saturated* cross section

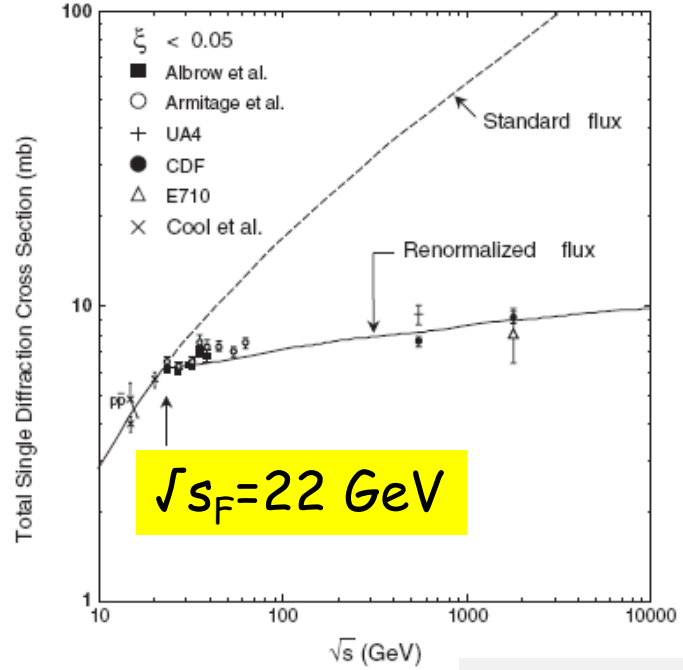
$$\sigma_t(s > s_F) = \sigma_t(s_F) + \frac{\pi}{m^2} \cdot \ln^2 \frac{s}{s_F}$$

- This formula should be valid above the *knee* in σ_{sd} vs. \sqrt{s} at $\sqrt{s_F} = 22$ GeV therefore valid at $\sqrt{s} = 1800$ GeV.
- Use $m^2 = s_o$ in the Froissart formula multiplied by $1/0.389$ to convert it to mb^{-1} .
- Note that contributions from Reggeon exchanges at $\sqrt{s} = 1800$ GeV are negligible, as can be verified from the global fit of **CMG**
- Obtain the total cross section at the LHC:

$$\sigma_t^{\text{LHC}} = \sigma_t^{\text{CDF}} + \frac{\pi}{s_o} \cdot \left(\ln^2 \frac{s^{\text{LHC}}}{s_F} - \ln^2 \frac{s^{\text{CDF}}}{s_F} \right)$$

**98 ± 8 mb at 7 TeV
 109 ± 12 mb at 14 TeV**

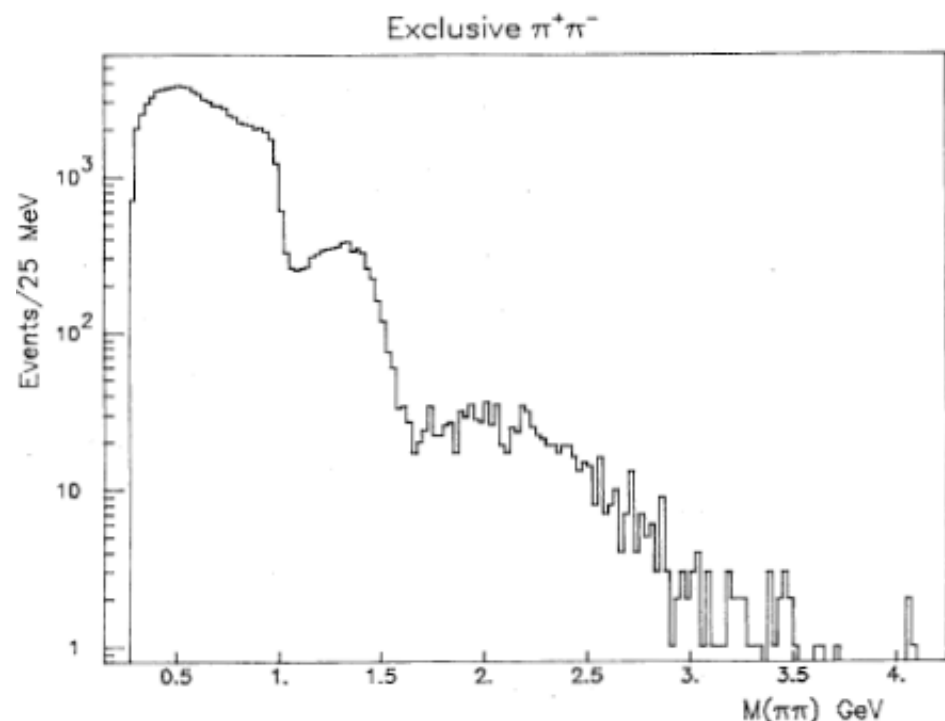
Uncertainty is due to s_o



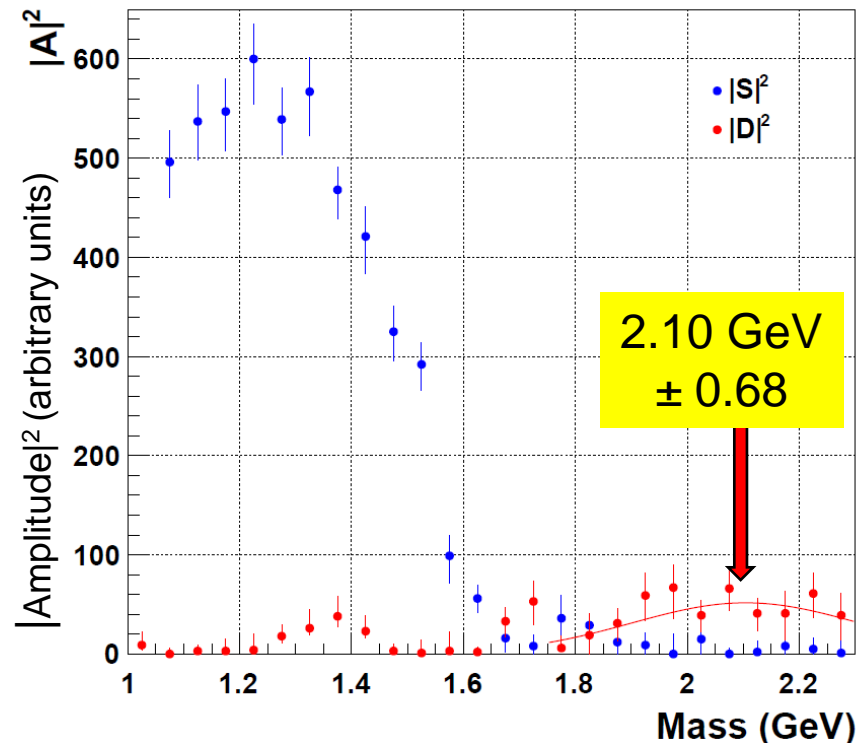
Reduce Uncertainty in s_0

<http://workshops.ift.uam-csic.es/LHCFPWG2015/program>

EDS 2015: <http://dx.doi.org/10.5506/APhysPolBSupp.8.783>



Review of CEP by Albrow, Coughlin, Forshaw <http://arxiv.org/abs/1006.1289>
 Fig from **Axial Field Spectrometer** at the CERN Intersecting Storage Rings



Data: Peter C. Cesil, AFS thesis
 (courtesy Mike Albrow)
 → **analysis:** S and D waves

Conjecture: tensor glue ball (spin 2)

Fit: Gaussian

□ $\langle M_{\text{tgb}} \rangle = \sqrt{s_0} = 2.10 \pm 0.68$ GeV

□ → $s_0 = 4.42 \pm 0.34$ GeV²

20% increase in s_0
 → x-sections decrease

Predictions vs Measurements ^{with/reduced} Uncertainty in s_0

From my Moriond-2016 Talk

\sqrt{s}	MBR/Exp	σ_{tot}	σ_{el}	σ_{inel}
7 TeV	MBR	95.4±1.2	26.4±0.3	69.0±1.0
	TOTEM totem-lumInd	98.3±0.2±2.8 98.0±2.5	24.8±0.2±1.2 25.2±1.1	73.7±3.4 72.9±1.5
	ATLAS	95.35±1.36	24.00±0.60	71.34±0.90
8 TeV	MBR	97.1±1.4	27.2±0.4	69.9±1.0
	TOTEM	101.7±2.9	27.1±1.4	74.7±1.7
13 TeV	MBR	103.7±1.9	30.2±0.8	73.5±1.3
	ATLAS		$\sigma_{\text{inel}}=73.1\pm0.9(\text{exp})\pm6.6(\text{lumi})\pm3.8(\text{extra.})\text{mb}$	

- ❑ RENORM/MBR with a **tensor-Pomeron model** predicts measured cross sections to the ~1% level
- ❑ **Test of RENORM/MBR:** ATLAS results using the ALFA and RP detectors to measure the cross sections

Stay tuned!

Totem 7 TeV <http://arxiv.org/abs/1204.5689>

Totem-Lum-Ind 7 TeV <http://iopscience.iop.org/article/10.1209/0295-5075/101/21004>

Atlas 7 TeV: <http://arxiv.org/abs/1408.5778>

Totem 8 TeV <http://dx.doi.org/10.1103/PhysRevLett.111.012001>

Atlas13 TeV Aspen 2016 Doug Schafer <https://indico.cern.ch/event/473000/timetable/#all.detailed>

Atlas/Totem 13TeV DIS15 <https://indico.desy.de/contributionDisplay.py?contribId=330&confId=12482>

Predictions vs Measurements w/reduced Uncertainty in s_0 #1

ICNFP 2016

Slide from my ICNFP-2016 Talk

\sqrt{s}	MBR/Exp	Reference → next slide	S_{tot}	S_{el}	S_{inel}
7 TeV	MBR		95.4±1.2	26.4±0.3	69.0±1.0
	ATLAS	1	95.35±1.36	24.00±0.60	71.34±0.90
	TOTEM	2	101.7±2.9	27.1±1.4	74.7±1.7
	TOTEM_Lum_Ind	3	98.0±2.5	24.00±0.60	72.9±1.5
8 TeV	MBR		97.1±1.4	27.2±0.4	69.9±1.0
	TOTEM	4	101.7±2.9	27.1±1.4	74.7±1.7
13 TeV	MBR		103.7±1.9	30.2±0.8	73.5±1.3
	ATLAS	5 & 6		◦	73.1±0.9 (exp) ±6.6 (lumi) ±3.8 (extr)
	CMS	7			71.3±0.5 (exp) ±2.1 (lumi) ±2.7 (extr)

CONT →

Caveat (slide from my ICNFP-2016 talk)

The MBR σ_{el} is larger than the ATLAS and the TOTEM_lum_Ind measurements by ~ 2 mb at $\sqrt{s}=7$ TeV, which might imply a higher MBR prediction at $\sqrt{s}=13$ TeV by 2-3 mb. Lowering the MBR σ_{el} prediction would lead to a larger σ_{inel} . This interplay between σ_{el} and σ_{inel} should be kept in mind as more results of σ_{el} and σ_{tot} at $\sqrt{s} = 13$ TeV become available.

- ❑ RENORM/MBR with a **tensor-Pomeron model** predicts measured cross sections to the $\sim 1\%$ level
- ❑ **Test of RENORM/MBR:** ATLAS results using the ALFA and RP detectors to measure the cross sections

Stay tuned!

- 1) Atlas 7 TeV: <http://arxiv.org/abs/1408.5778>
- 2) Totem 7 TeV <http://arxiv.org/abs/1204.5689>
- 3) Totem-Lum-Ind 7 TeV <http://iopscience.iop.org/article/10.1209/0295-5075/101/21004>
- 4) Totem 8 TeV <http://dx.doi.org/10.1103/PhysRevLett.111.012001>
- 5) Atlas13 TeV Aspen 2016 D. Schafer <https://indico.cern.ch/event/473000/timetable/#all.detailed>
- 6) Atlas 13TeV DIS-2016 M. Trzebinski <https://indico.desy.de/contributionDisplay.py?contribId=330&confId=12482>
- 7) CMS 13TeV DIS-2016 H. Van Haeveermaet <https://indico.desy.de/contributionDisplay.py?contribId=105&confId=12482>

MBR vs. ICHEP 2016 cross-section results

\sqrt{s}	MBR/Exp	Ref. # cf. slide19	σ_{tot}	σ_{el}	σ_{inel}
7 TeV	MBR		95.4±1.2	26.4±0.3	69.0±1.0
	ATLAS	1	95.35±1.36	24.00±0.60	71.34±0.90
	TOTEM	2	101.7±2.9	27.1±1.4	74.7±1.7
	TOTEM_Lum_Ind	3	98.0±2.5	24.00±0.60	72.9±1.5
8TeV	MBR		97.1±1.4	27.2±0.4	69.9±1.0
	TOTEM ATLAS-ALFA fit	4 ICHEP16	101.7±2.9 96.1±0.9	27.1±1.4 24.3±0.4	74.7±1.7
13 TeV	MBR		103.7±1.9	30.2±0.8	73.5±1.3
	ATLAS ALFA-fit-result	5 & 6 ICHEP16			73.1±0.9 (exp) ±6.6 (lumi) ±3.8 (extr) 79.3±0.6(exp) ±1.3(lumi) ±2.5(extr)
	CMS	7+ICHEP16			71.3±0.5 (exp) ±2.1 (lumi) ±2.7 (extr)

← ATLAS vs. MBR in excellent agreement at 8 TeV

✓ Tomáš Sýkora, ICHEP16 x-sections summary talk <http://ichep2016.org/>

☐ At 13 TeV MBR is happy between the ATLAS and CMS ICHEP results

➔ awaiting settlement between the two experiments – keep tuned!

MBR vs. ICHEP 2016 cross-sections

\sqrt{s} (TeV)	Input source	Reference*	σ_{tot} (mb)	σ_{el} (mb)	σ_{inel} (mb)
7	MBR	a	95.4 ± 1.2	26.4 ± 0.3	69.0 ± 1.0
	ATLAS	b	95.35 ± 1.36	24.00 ± 0.60	71.34 ± 0.90
	TOTEM	c	101.7 ± 1.36	27.1 ± 1.4	74.7 ± 1.7
	TOTEM_Lum_ind	d	98.0 ± 2.5	24.00 ± 0.60	72.9 ± 1.5
8	MBR	a	97.1 ± 1.4	27.2 ± 0.4	69.9 ± 1.0
	TOTEM	e	101.7 ± 2.9	27.1 ± 1.4	74.8 ± 1.7
	ATLAS_ALFA_fit	(h) ICHEP16	96.1 ± 0.9	24.3 ± 0.4	xxx
13	MBR	a	103.7 ± 1.9	30.2 ± 0.8	73.5 ± 1.3
	ATLAS	f&g	xxx	xxx	$73.1 \pm 0.9(\text{exp}) \pm 3.8(\text{extr}) \pm 6.6(\text{lumi})$
	ATLAS_ALFA_fit	(h) ICHEP16	xxx	xxx	$79.3 \pm 0.6(\text{exp}) \pm 2.5(\text{extr}) \pm 1.3(\text{lumi})$
	CMS	(h) ICHEP16	xxx	xxx	$71.3 \pm 0.6(\text{exp}) \pm 2.7(\text{extr}) \pm 0.1(\text{lumi})$

*Reference:

(a) <http://arxiv.org/abs/1205.1446>

(b) <http://arxiv.org/abs/1408.5778>

(c) <http://arxiv.org/abs/1204.5689>

(d) <http://iopscience.iop.org/article/10.1209/0295-5075/101/21004>

(e) <http://dx.doi.org/10.1103/PhysRevLett.111.012001>

(f) M. Trzebinski (ATLAS), DIS-2016 [7]-(a)

(g) H. Van Haevermaet (CMS), DIS-2016 [7]-(b)

(h) T. Sykora, *Cross sections summary*, ICHEP16 [8]

DIS-2017: MBR vs. TOTEM @ 2.76 TeV

<https://indico.cern.ch/event/568360/>

(from talk by Frigyes Nemes, slide #20)



TOTEM

σ_{tot} [mb]	σ_{el} [mb]	σ_{inel} [mb]
84.7 ± 3.3	21.8 ± 1.4	62.8 ± 2.9



MBR → 85.2 21.7 63.5
Syst. Uncertainty ~1.5% due to that in s_0

- ❑ Excellent agreement between TOTEM and MBR at 2.76 TeV
- ❑ Awaiting forthcoming results at 13 TeV from ATLAS, CMS, TOTEM

LHCC-2017: MBR vs. TOTEM @ 13 TeV

<https://indico.cern.ch/event/679087/> (from talk by K. Osterberg)



$$\sigma_{\text{tot}} = 110.6 \pm 3.4 \text{ mb}, \sigma_{\text{inel}} = 79.5 \pm 1.8 \text{ mb}, \sigma_{\text{el}} = 31.0 \pm 1.7 \text{ mb}$$

$$103.7 \pm 1.9$$

$$73.5 \pm 1.3$$

$$30.2 \pm 0.8$$

Conventional models (COMPETE) not able to describe simultaneously TOTEM σ_{tot} & ρ measurements \Rightarrow data compatible with t-channel exchange of a colourless QCD 3 gluon $J^{PC} = 1^{--}$ bound state ?

Physics quantity	Value		Total uncertainty
	$\rho = 0.14$	$\rho = 0.1$	
B [GeV^{-2}]	20.36		$5.3 \cdot 10^{-2} \oplus 0.18 = 0.19$
σ_{tot} [mb]	109.5	110.6	3.4
σ_{el} [mb]	30.7	31.0	1.7
σ_{inel} [mb]	78.8	79.5	1.8
$\sigma_{\text{el}}/\sigma_{\text{inel}}$	0.390		0.017
$\sigma_{\text{el}}/\sigma_{\text{tot}}$	0.281		0.009

**TOTEM paper \rightarrow
CERN-EP-2017-321
10 December 2017**

- Reasonable agreement between TOTEM and MBR predictions
- Possible Odderon effects not included in MBR

First Experimental Hint for the Odderon

Excerpt from the thesis of Richard Breedon, Rockefeller University, 1988

10.4 Discussion

This section concludes with an example of how theoretical considerations may be examined using these results. A. Martin has pointed out [10.6] that by taking $E = \frac{1}{2}(F(pp) + F(\bar{p}p))$ at $t = 0$ and defining the quantity $\rho = \text{Re } F_0 / \text{Im } F_0$, one can demonstrate from the optical theorem the following identity:

$$\rho = \Delta\rho \frac{-\sigma(\bar{p}p)}{\Delta\sigma} + \rho(pp) \quad (10.4)$$

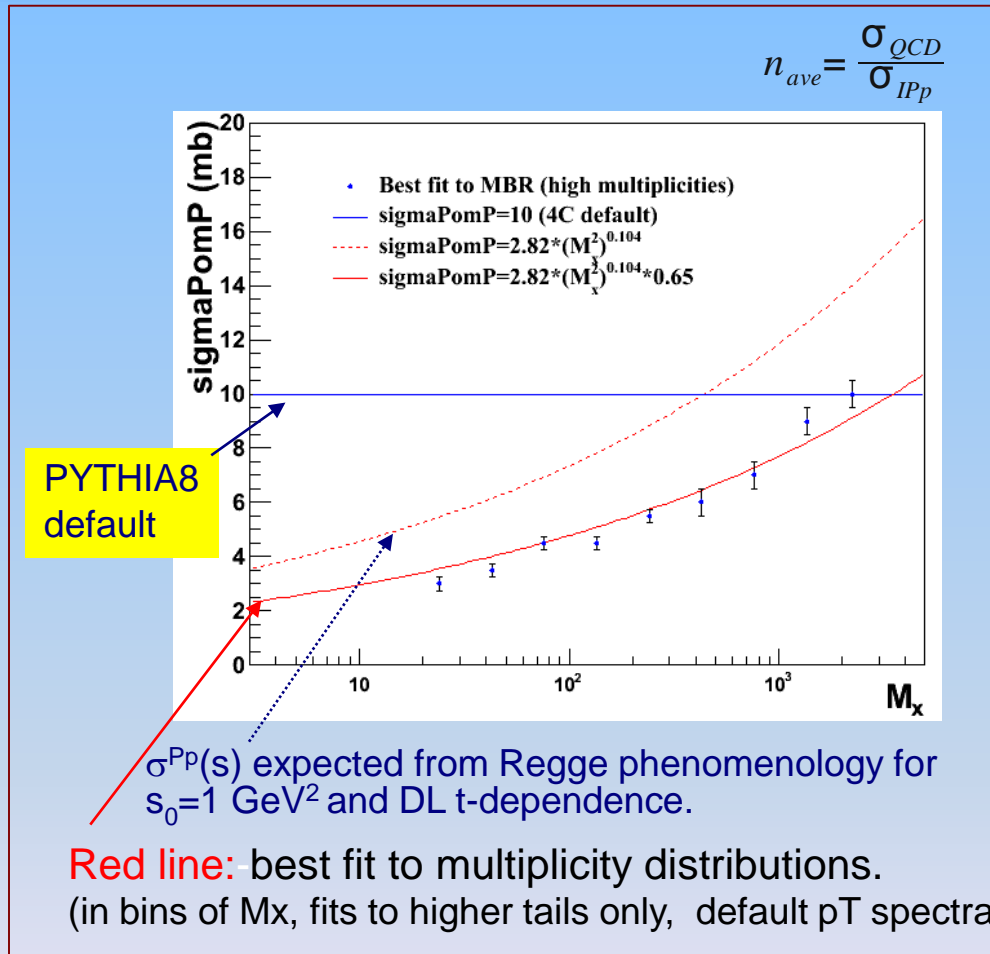
Additionally, it is possible to prove using dispersion relations that if $\Delta\sigma = E^{-\alpha}$ then $\rho = \cot(\pi\alpha/2)$. If one uses the value $\alpha = 0.56 \pm 0.01$ which Amos et al. found in applying the Amaldi-type parametrization of Eq. 3.15, then $\rho = 0.827 \pm 0.026$. Using $\Delta\sigma = 1.94 \text{ mb}$, the UA6 measurements inserted into Eq. 10.4 give $\rho = 0.84 \pm 0.34$, consistent with the assumption that $\Delta\sigma \rightarrow 0$ asymptotically as $E^{-\alpha}$. On the other hand, the fit assuming a significant odd-under-crossing amplitude of Ref. 3.7 predicts for the UA6 energy $\rho_{\text{odd}}(pp) = -0.007$ and $\rho_{\text{odd}}(\bar{p}p) = 0.054$ yielding $\Delta\rho = 0.061$. This

demonstrates a difference between the UA6 result and the odderon prediction of 0.022 ± 0.014 which, while not suggestive, does not rule out the possibility of an odd-under-crossing amplitude dominating at high energies.

A definitive answer awaits precise comparisons of pp and $\bar{p}p$ at higher energies.

Pythia8-MBR Hadronization Tune

An example of the diffractive tuning of PYTHIA-8 to the RENORM-NBR model

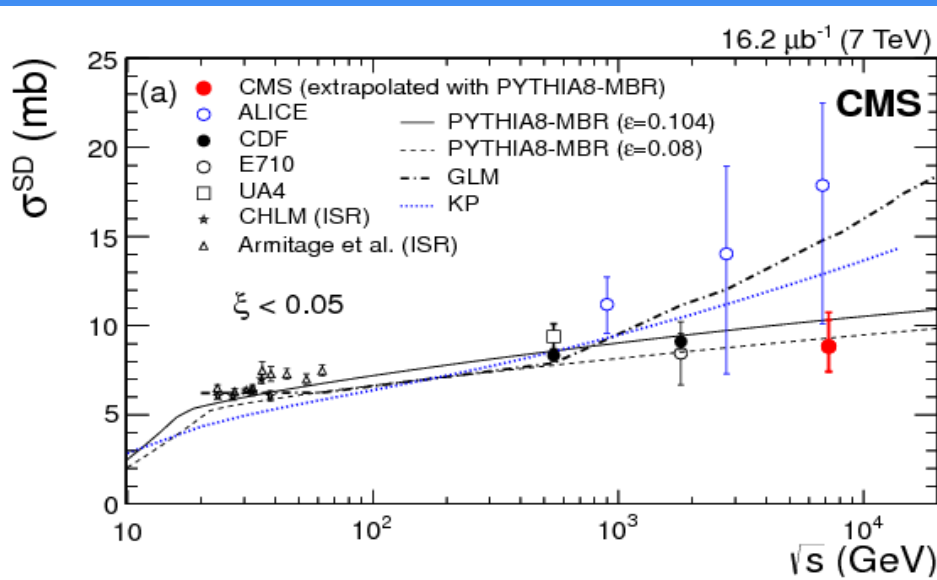


R. Ciesielski, "Status of diffractive models", CTEQ Workshop 2013

<https://indico.cern.ch/event/262192/contributions/1594778/attachments/463480/642352/CTEQ13diffraction.pdf>

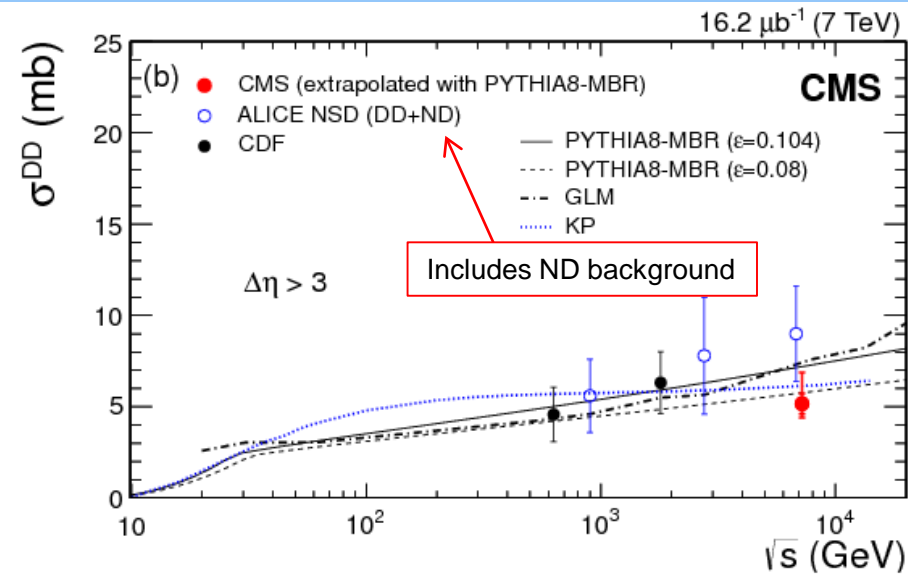
SD and DD x-Sections vs Models

<http://journals.aps.org/prd/abstract/10.1103/PhysRevD.92.012003>



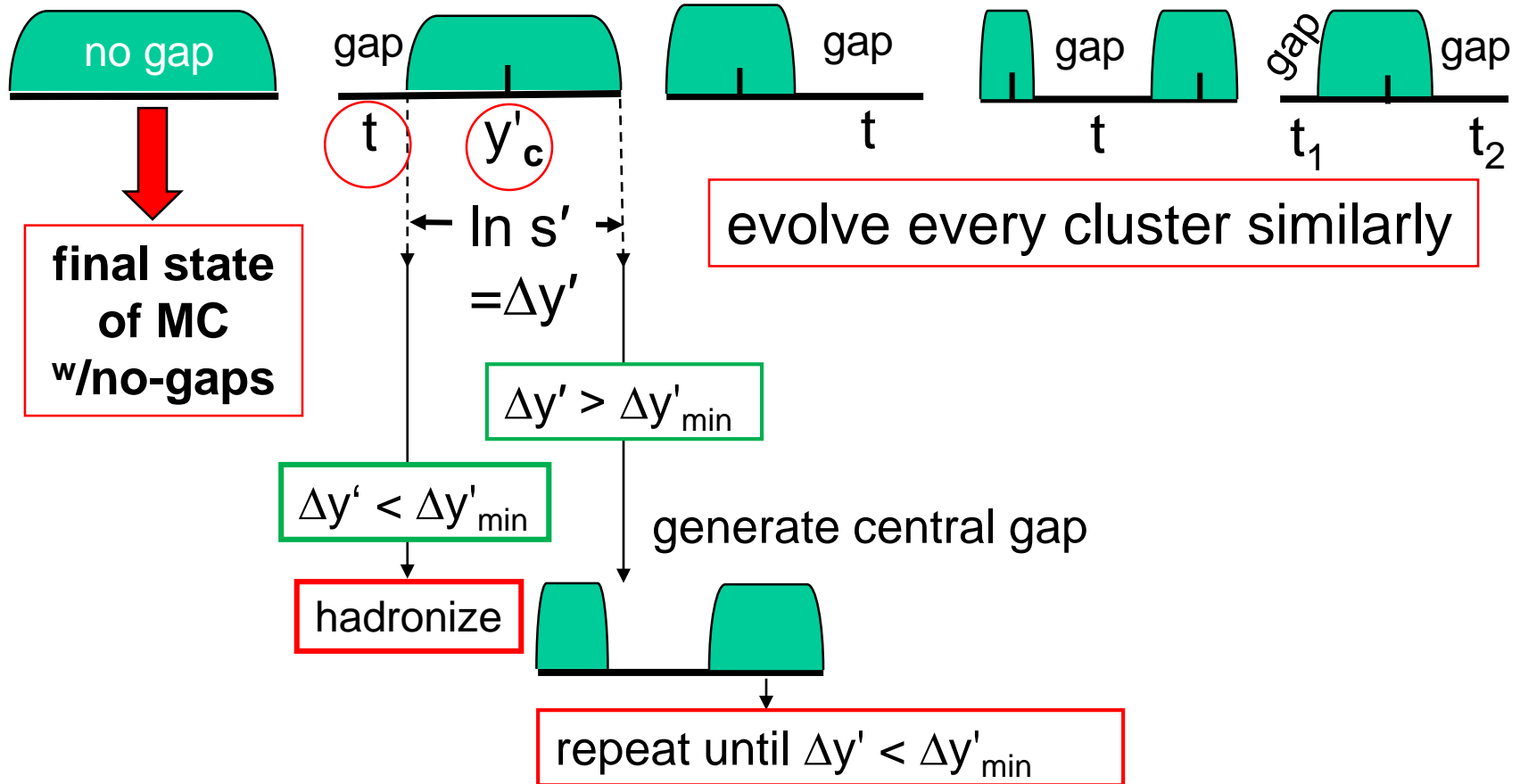
← Single Diffraction

Double Diffraction →



Monte Carlo Algorithm - Nesting

Profile of a pp Inelastic Collision



SUMMARY

- ❑ Review of RENORM predictions of diffractive physics
 - basic processes: SD1, SD2, DD, CD (DPE)
 - combined processes: multigap x-sections
 - ND → no diffractive gaps: the only final state to be tuned
 - ❑ Monte Carlo strategy for the LHC – “nesting”
- ❑ Precision RENORM σ_{tot} prediction ^W/tensor glue-ball model
- ❑ **ICHEP 2016**
 - ❑ At 8 TeV ATLAS and MBR in excellent agreement
 - ❑ Disagreement between TOTEM and MBR persists
 - ❑ At 13 TeV MBR lies comfortably (!) between the ATLAS and CMS
- ❑ **LHCC-201: NEW → TOTEM RESULTS at 8 and 13 TeV vs. MBR**
 - ❑ Agreement at 8 TeV, compatibility at 13 TeV
- ❑ **NESTING in MC simulation**

Thank you for your attention!